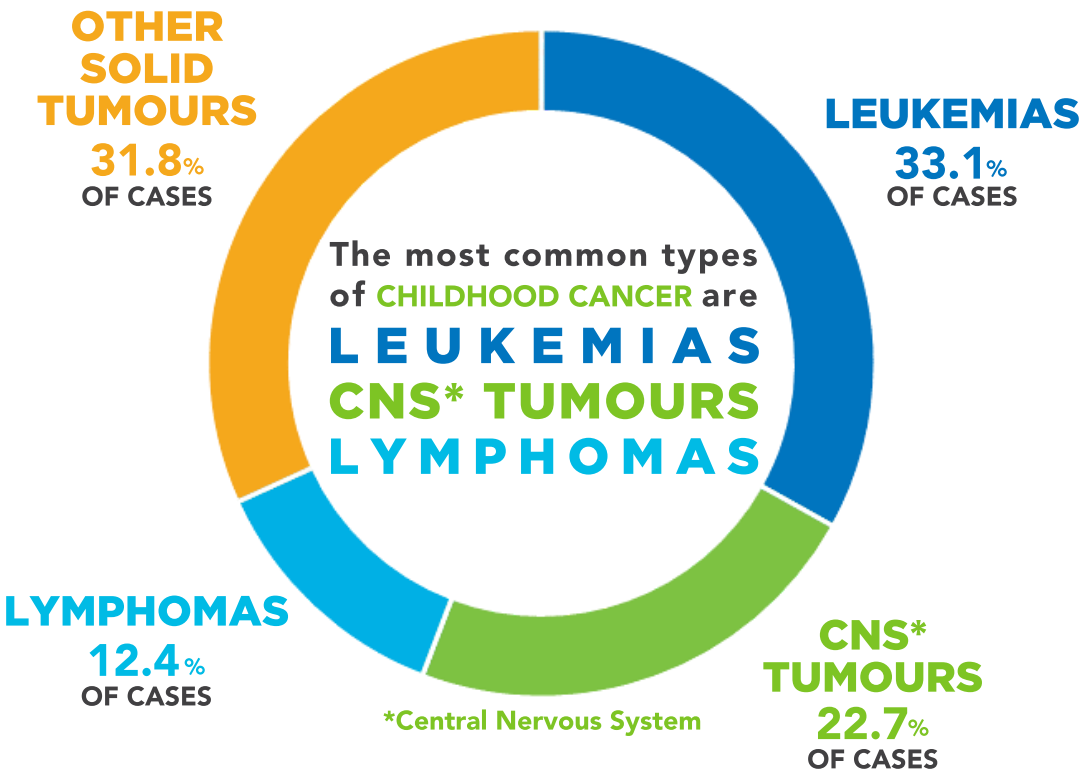





INCIDENCE OF CHILDHOOD CANCER IN ONTARIO

While a diagnosis of childhood cancer is rare, the incidence in Ontario is increasing.



More **boys** are diagnosed with cancer than **girls**



Get the latest POGO statistics on childhood cancer incidence, mortality, survival and prevalence in Ontario at www.pogo.ca/surveillance



INCIDENCE OF CHILDHOOD CANCER IN ONTARIO

AN AVERAGE OF

400

CHILDREN
are diagnosed with

CANCER

..... per year



2014 - 2018

Get the latest POGO statistics on childhood cancer incidence, mortality, survival and prevalence in Ontario at
www.pogo.ca/surveillance

POGO

PEDIATRIC ONCOLOGY GROUP OF ONTARIO


© Pediatric Oncology Group of Ontario, 2020 | www.pogo.ca

INCIDENCE OF CHILDHOOD CANCER IN ONTARIO

Childhood cancer incidence is
increasing **BY**

0.8%

.....per year.....



Get the latest POGO statistics on childhood cancer incidence, mortality, survival and prevalence in Ontario at
www.pogo.ca/surveillance


POGO

PEDIATRIC ONCOLOGY GROUP OF ONTARIO

© Pediatric Oncology Group of Ontario, 2020 | www.pogo.ca

INCIDENCE OF CHILDHOOD CANCER IN ONTARIO

More **boys** are diagnosed
with cancer than **girls**



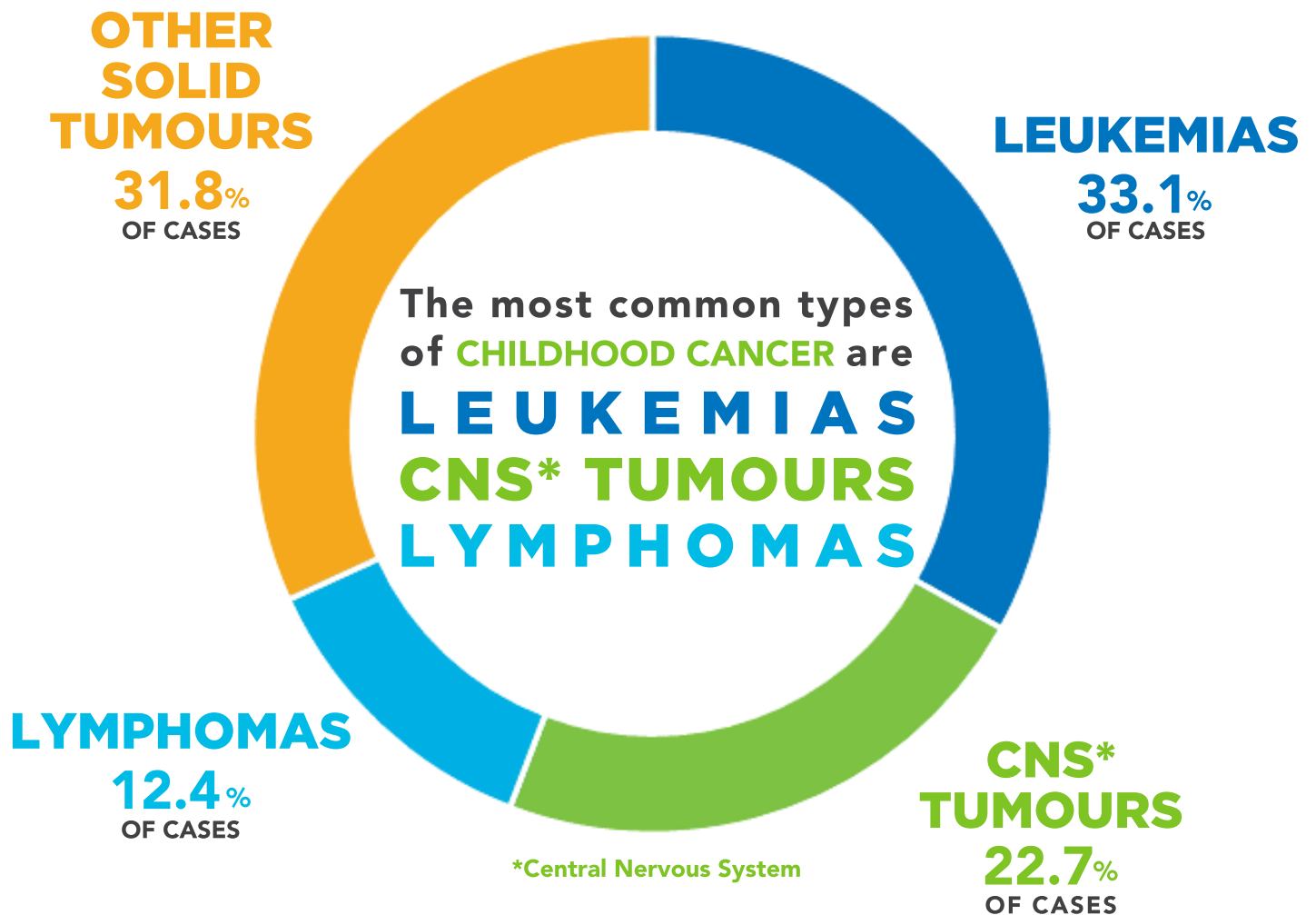
Get the latest POGO statistics on childhood cancer incidence, mortality, survival and prevalence in Ontario at
www.pogo.ca/surveillance

POGO

PEDIATRIC ONCOLOGY GROUP OF ONTARIO


© Pediatric Oncology Group of Ontario, 2020 | www.pogo.ca

INCIDENCE OF CHILDHOOD CANCER IN ONTARIO



Get the latest POGO statistics on childhood cancer incidence, mortality, survival and prevalence in Ontario at
www.pogo.ca/surveillance

INCIDENCE OF CHILDHOOD CANCER IN ONTARIO



The median age of a **CHILD**
diagnosed with **CANCER** is
5 years

Get the latest POGO statistics on childhood cancer incidence, mortality, survival and prevalence in Ontario at
www.pogo.ca/surveillance

POGO

PEDIATRIC ONCOLOGY GROUP OF ONTARIO

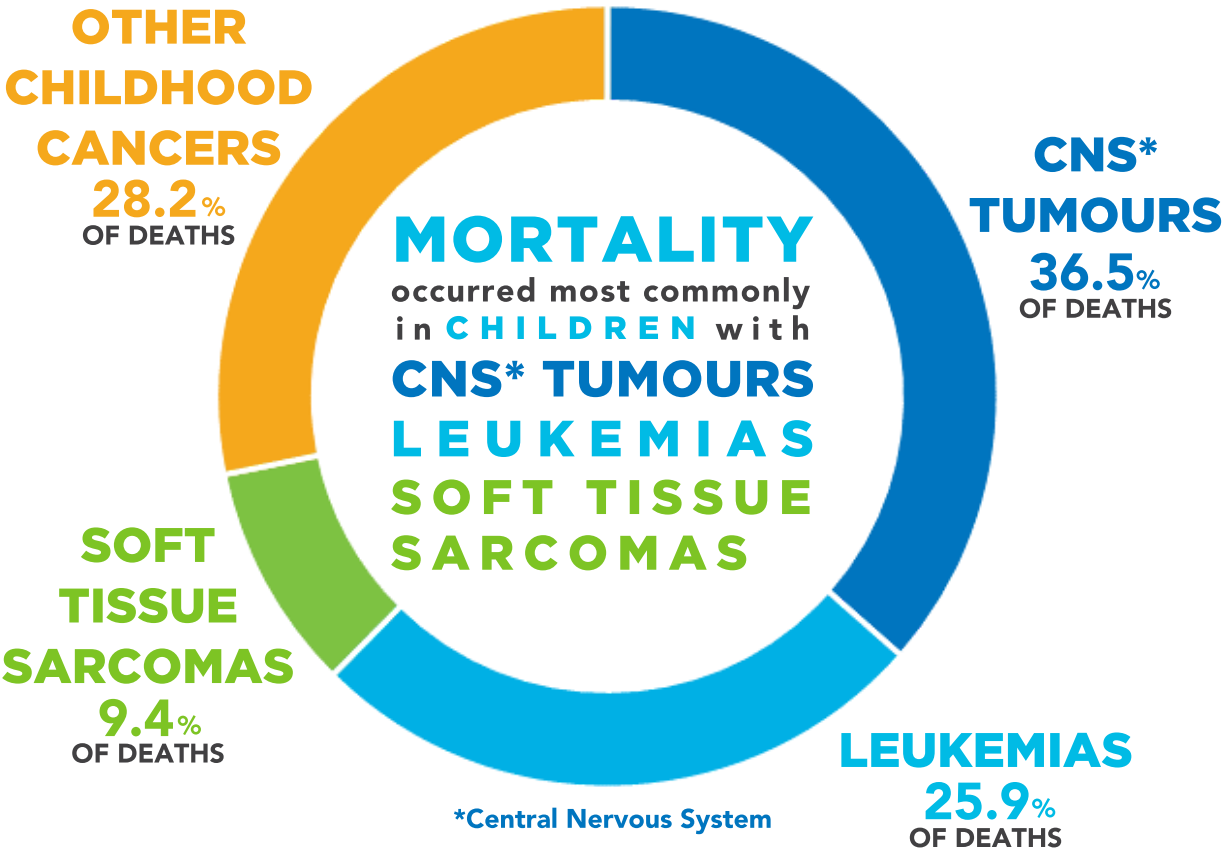

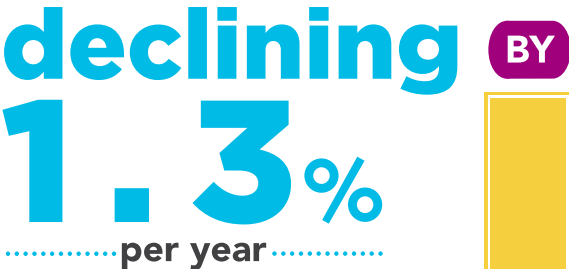
© Pediatric Oncology Group of Ontario, 2020 | www.pogo.ca

MORTALITY IN CHILDREN WITH CANCER IN ONTARIO

Mortality in children with cancer continues to improve.




Mortality in children with cancer is



CANCER REMAINS THE



#1 CAUSE OF DEATH BY DISEASE IN CHILDREN (aged 1-14 years)



The median age at **DEATH** of children with **CANCER** is

7 years

Get the latest POGO statistics on childhood cancer incidence, mortality, survival and prevalence in Ontario at www.pogo.ca/surveillance

POGO

PEDIATRIC ONCOLOGY GROUP OF ONTARIO

© Pediatric Oncology Group of Ontario, 2020 | www.pogo.ca

MORTALITY IN CHILDREN WITH CANCER IN ONTARIO

AN AVERAGE OF

50

CHILDREN
WITH CANCER

DIE IN ONTARIO

.....per year.....



2014 - 2018

Get the latest POGO statistics on childhood cancer incidence, mortality, survival and prevalence in Ontario at
www.pogo.ca/surveillance

POGO


PEDIATRIC ONCOLOGY GROUP OF ONTARIO

© Pediatric Oncology Group of Ontario, 2020 | www.pogo.ca

MORTALITY IN CHILDREN WITH CANCER IN ONTARIO

Mortality in children with cancer is

declining **BY**
1.3%
.....per year.....



Get the latest POGO statistics on childhood cancer incidence, mortality, survival and prevalence in Ontario at
www.pogo.ca/surveillance


POGO

PEDIATRIC ONCOLOGY GROUP OF ONTARIO

© Pediatric Oncology Group of Ontario, 2020 | www.pogo.ca

MORTALITY IN CHILDREN WITH CANCER IN ONTARIO

CANCER
REMAINS THE



**#1 CAUSE OF DEATH BY
DISEASE IN CHILDREN**
(aged 1–14 years)

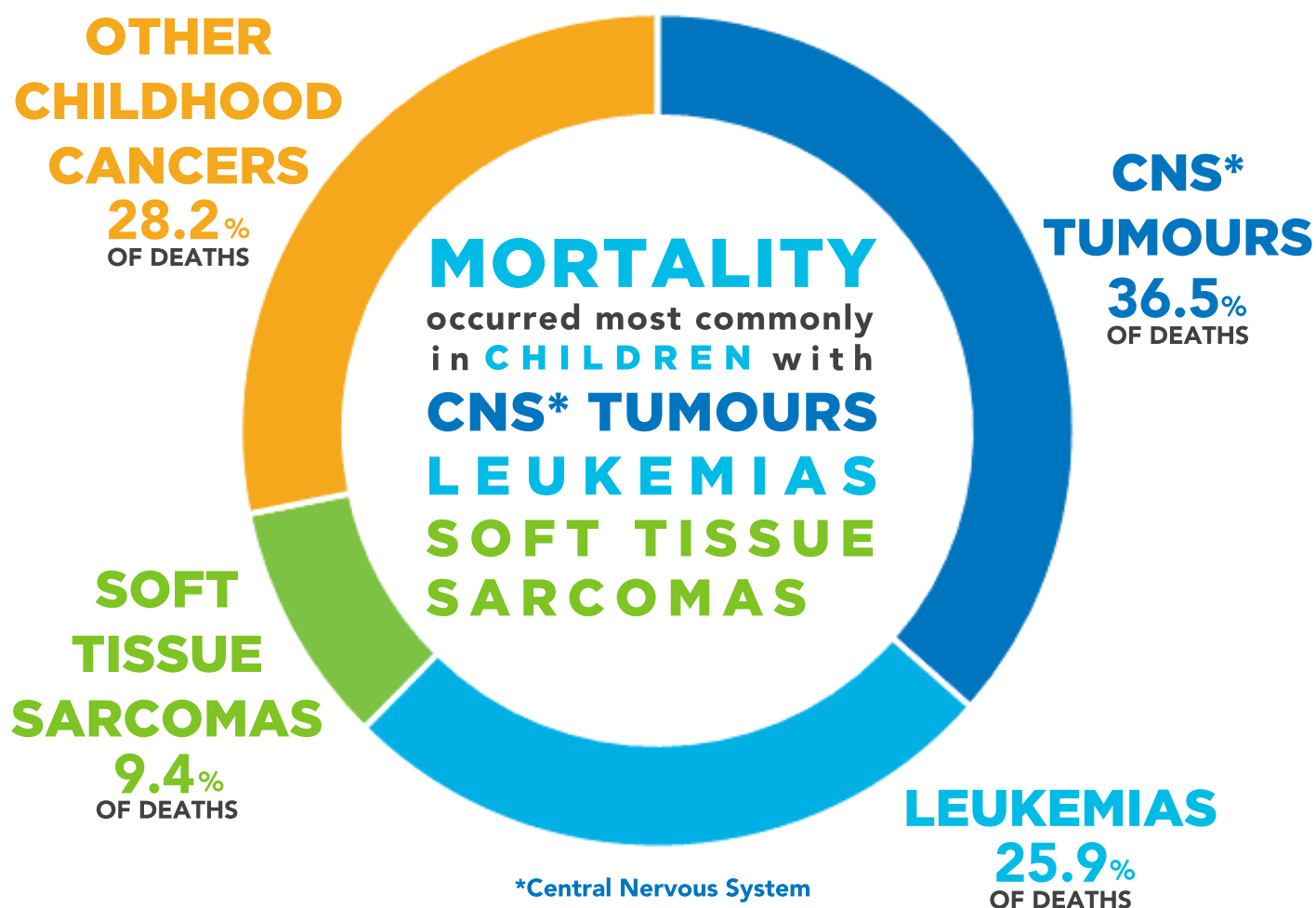
Get the latest POGO statistics on childhood cancer incidence, mortality, survival and prevalence in Ontario at
www.pogo.ca/surveillance

POGO

PEDIATRIC ONCOLOGY GROUP OF ONTARIO

© Pediatric Oncology Group of Ontario, 2020 | www.pogo.ca

MORTALITY IN CHILDREN WITH CANCER IN ONTARIO




Get the latest POGO statistics on childhood cancer incidence, mortality, survival and prevalence in Ontario at www.pogo.ca/surveillance

POGO

PEDIATRIC ONCOLOGY GROUP OF ONTARIO

© Pediatric Oncology Group of Ontario, 2020 | www.pogo.ca

MORTALITY IN CHILDREN WITH CANCER IN ONTARIO



The median age at **DEATH**
of children with **CANCER** is

7 years

Get the latest POGO statistics on childhood cancer incidence, mortality, survival and prevalence in Ontario at
www.pogo.ca/surveillance

POGO

PEDIATRIC ONCOLOGY GROUP OF ONTARIO

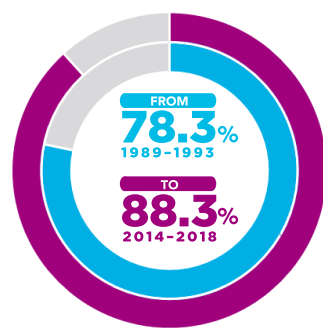
© Pediatric Oncology Group of Ontario, 2020 | www.pogo.ca

CHILDHOOD CANCER SURVIVAL IN ONTARIO

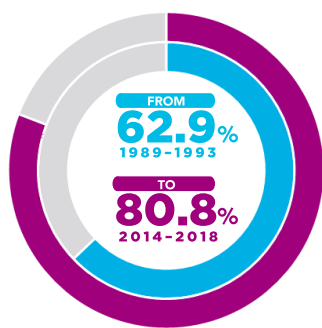
Survival rates are continuing to increase for many, but not all types of childhood cancer.



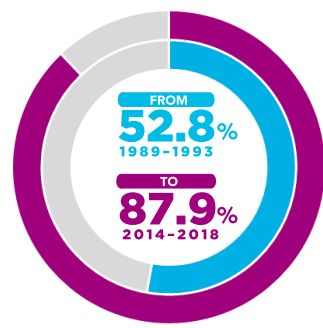
5-YEAR OVERALL SURVIVAL RATE BY CANCER TYPE (1989-2018) IMPROVEMENTS IN SURVIVAL



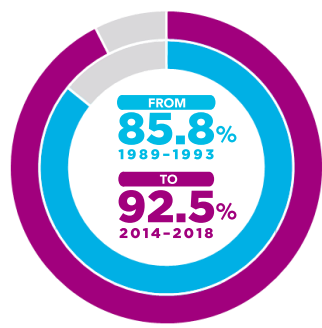
LEUKEMIAS,
MYELOPROLIFERATIVE DISEASES &
MYELOYDPLASTIC DISEASES



NEUROBLASTOMA
& OTHER PERIPHERAL NERVOUS CELL TUMOURS



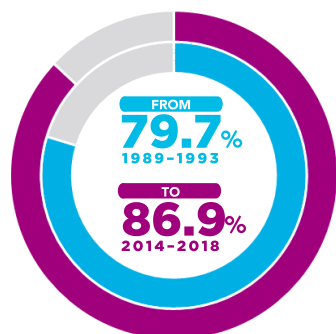
EPENDYMOMAS
& CHOROID PLEXUS TUMOURS



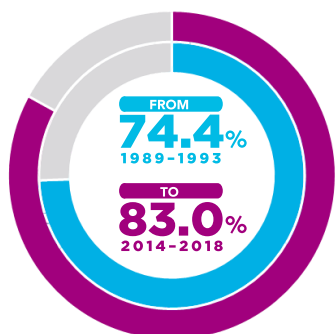
LYMPHOID TUMOURS
OR ACUTE LYMPHOBLASTIC LEUKEMIA (ALL)

5-YEAR OVERALL SURVIVAL RATE BY AGE GROUP (1989-2018) IMPROVEMENTS* IN SURVIVAL

*STATISTICALLY SIGNIFICANT

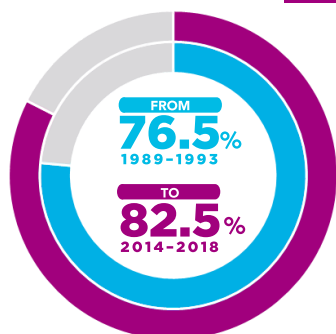


AGED 1-4 YEARS

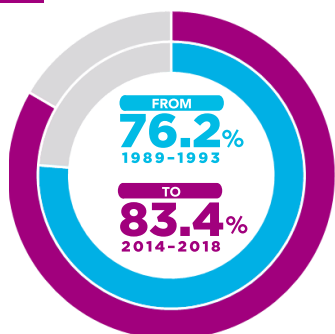


AGED 5-9 YEARS

STABLE SURVIVAL



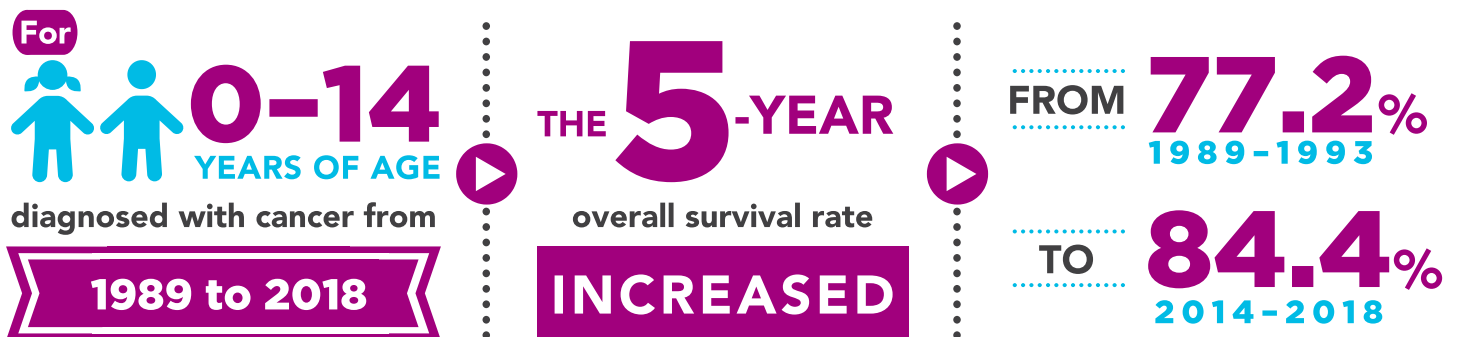
AGED <1 YEAR



AGED 10-14 YEARS

Get the latest POGO statistics on childhood cancer incidence, mortality, survival and prevalence in Ontario at www.pogo.ca/surveillance

CHILDHOOD CANCER SURVIVAL IN ONTARIO



Get the latest POGO statistics on childhood cancer incidence, mortality, survival and prevalence in Ontario at
www.pogo.ca/surveillance

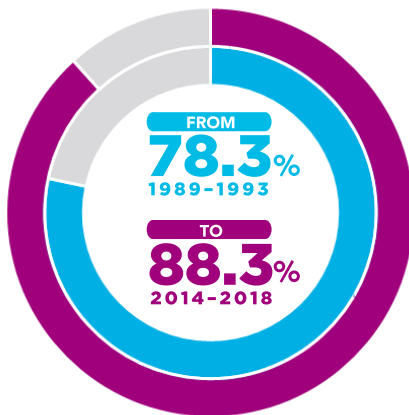
POGO

PEDIATRIC ONCOLOGY GROUP OF ONTARIO

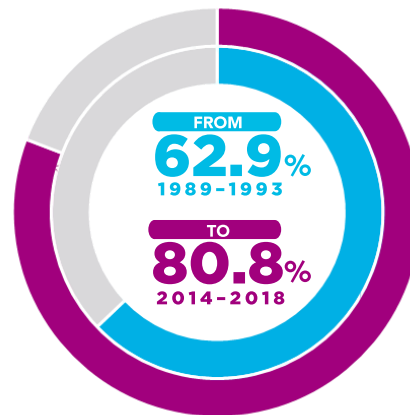
© Pediatric Oncology Group of Ontario, 2020 | www.pogo.ca

CHILDHOOD CANCER SURVIVAL IN ONTARIO

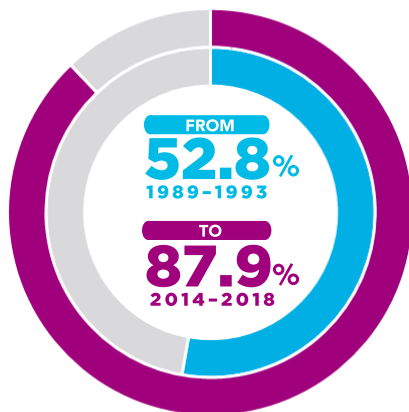
5-YEAR OVERALL SURVIVAL RATE BY CANCER TYPE (1989–2018) IMPROVEMENTS IN SURVIVAL



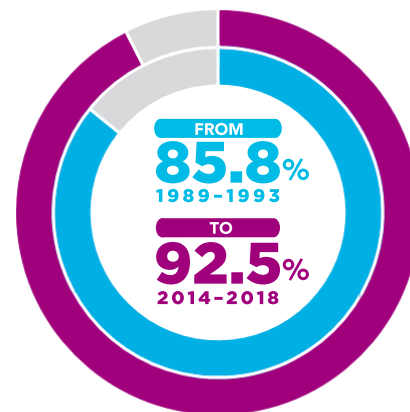
**LEUKEMIAS,
MYELOPROLIFERATIVE DISEASES &
MYELODYSPLASTIC DISEASES**



**NEUROBLASTOMA
& OTHER PERIPHERAL NERVOUS CELL TUMOURS**



**EPENDYMOMAS
& CHOROID PLEXUS TUMOURS**



**LYMPHOID TUMOURS
OR ACUTE LYMPHOBLASTIC LEUKEMIA (ALL)**

Get the latest POGO statistics on childhood cancer incidence, mortality, survival and prevalence in Ontario at
www.pogo.ca/surveillance

POGO

PEDIATRIC ONCOLOGY GROUP OF ONTARIO

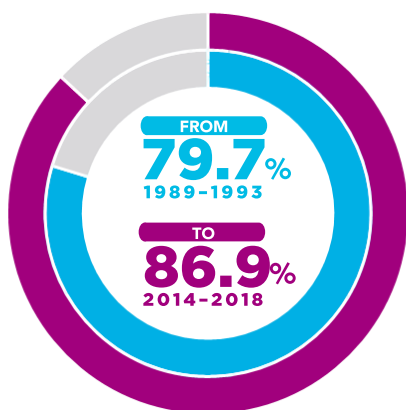
© Pediatric Oncology Group of Ontario, 2020 | www.pogo.ca

CHILDHOOD CANCER SURVIVAL IN ONTARIO

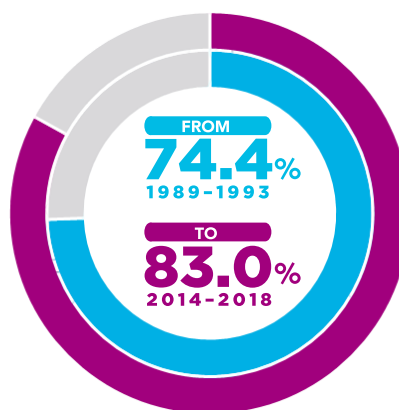
5-YEAR OVERALL SURVIVAL RATE BY AGE GROUP (1989–2018)

IMPROVEMENTS* IN SURVIVAL

*STATISTICALLY SIGNIFICANT

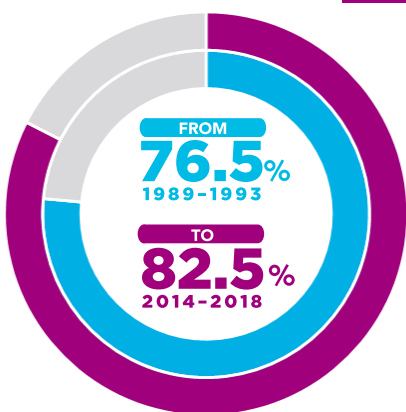


AGED 1-4 YEARS

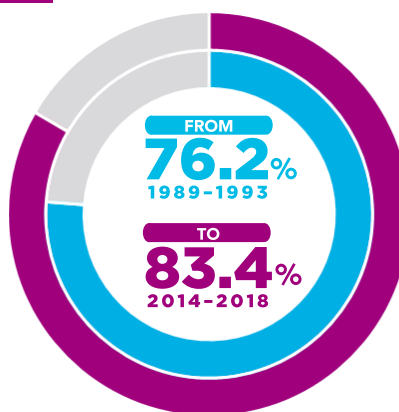


AGED 5-9 YEARS

STABLE SURVIVAL



AGED <1 YEAR



AGED 10-14 YEARS

Get the latest POGO statistics on childhood cancer incidence, mortality, survival and prevalence in Ontario at

www.pogo.ca/surveillance


POGO

PEDIATRIC ONCOLOGY GROUP OF ONTARIO

© Pediatric Oncology Group of Ontario, 2020 | www.pogo.ca

ESTIMATED PREVALENCE OF CHILDHOOD CANCER IN ONTARIO

As the prevalence of childhood cancer continues to rise,
caring for survivors' healthcare needs is increasingly important.



Get the latest POGO statistics on childhood cancer incidence, mortality, survival and prevalence in Ontario at
www.pogo.ca/surveillance

POGO

PEDIATRIC ONCOLOGY GROUP OF ONTARIO

© Pediatric Oncology Group of Ontario, 2020 | www.pogo.ca